

FICHE TECHNIQUE

Tête Recliner (Sauf Petit Fauteuil et Cabriolet)

Carcasse Bois, multiplis, aggloméré

Suspensions

Assise Nosag en fer
Cabriolet et Petit fauteuil : Sangles élastiques double force entrecroisées

Dossier Sangles élastiques double force entrecroisées

Rembouillage

Assise Mousse Polyurethane Indéformable **ALVEOTEX 35 kg/m3** recouvert par Dacron 500 gr/m2

Dossier Mousse Polyurethane 18 kg/m3 SS recouvert par Dacron 500 gr/m2

Accoudoir Mousse Polyurethane Porteur 25 kg/m3 recouvert par Dacron 500 gr/m2

Pieds Métal - Coloris "Chrome" ou "Noir" ou "Marron"

INFORMATIONS SUR LE MODELE

Salons fabriqués à la main, les dimensions indiquées peuvent varier de 2 à 3 cm.
Dans le cas d'un réassort, merci de nous communiquer l'information lors de la commande.
Tous les coloris des Cuirs et des Tissus peuvent varier et les réassorts ne peuvent pas toujours être assurés.

OPTIONS

- Relaxation électrique - Mécanique "Suite" Motion
- Panneau contrôle relaxation avec port USB
- Panneau contrôle relaxation "Touch Slide" avec port USB
- Batterie



DIMENSIONS

	Longueur	Profondeur	Hauteur
Canapé 3 Places	200	104	81/103
Canapé 2,5 Places	180	104	81/103
Canapé 2 Places	160	104	81/103
Fauteuil	95	104	81/103
Cabriolet Rond	72	72	70
Petit Fauteuil	78	78	89
Pouf Carré 97x97	97	97	44
Pouf Rectangulaire 50x97	50	97	44

Batard 3 Places + Chaiselongue 100 (assises 80cm)	280	175	81/103
Batard 2,5 Places + Chaiselongue 90 (assises 70cm)	250	175	81/103
Batard 2 Places + Chaiselongue 90	230	175	81/103

Batard 3 Places + Angle 90 ouvert + Batard 1 Place 90	294	204	81/103
Batard 2,5 Places + Angle 90 ouvert + Batard 1 Place 90	274	204	81/103
Batard 2 Places + Angle 90 ouvert + Batard 1 Place 90	254	204	81/103

Batard 3 PI + Angle 90 ouvert + Chauff 70 + Mérid 50	294	234	81/103
Batard 2,5 PI + Angle 90 ouvert + Chauff 70 + Mérid 50	274	234	81/103

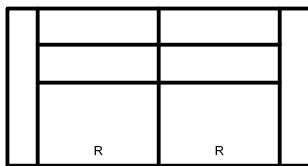
Batard 3 Places (assises 80cm)	180	104	81/103
Batard 2,5 Places (assises 70cm)	160	104	81/103
Batard 2 Places (assises 60cm)	140	104	81/103
Batard 1 Place 90 (assise 70cm)	90	104	81/103
Chauffeuse 2 places (assises 70cm)	140	104	81/103
Chauffeuse 70	70	104	81/103
Méridienne 50 (Element sans dossier)	50	104	44
Chaiselongue 100 (assise 80cm)	100	175	81/103
Chaiselongue 90 (assise 70cm)	90	175	81/103
Angle 90 ouvert	114	114	81/103

Hauteur d'assise : 44 cm

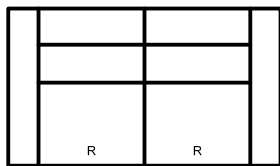
Profondeur d'assise : 55 cm



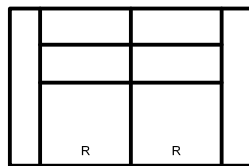
BALOU



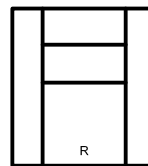
3 Places
L 200 x P 104 x H 81/103



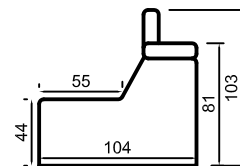
2.5 Places
L 180 x P 104 x H 81/103



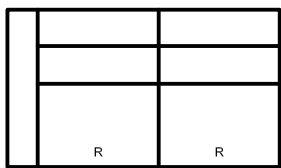
2 Places
L 160 x P 104 x H 81/103



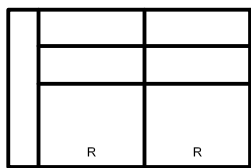
Fauteuil
L 95 x P 104 x H 81/103



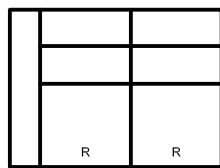
Haut. assise : 44 cm
Prof. assise : 55 cm



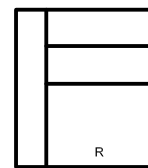
Batard 3 Places (G/D)
L 180 x P 104 x H 81/103
(assise 80cm)



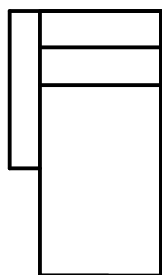
Batard 2.5 Places (G/D)
L 160 x P 104 x H 81/103
(assise 70cm)



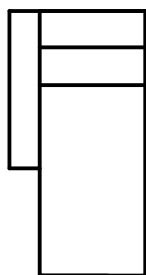
Batard 2 Places (G/D)
L 140 x P 104 x H 81/103
(assise 60cm)



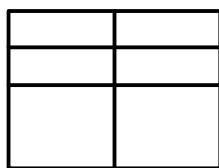
Batard 1 Place 90 (G/D)
L 90 x P 104 x H 81/103
(assise 70cm)



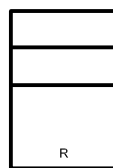
Chaiselongue 100 (G/D)
L 100 x P 175 x H 81/103
(assise 80cm)



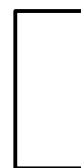
Chaiselongue 90 (G/D)
L 90 x P 175 x H 81/103
(assise 70cm)



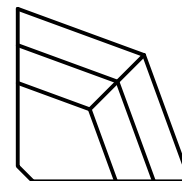
Chauffeuse 2 Places
L 140 x P 104 x H 81/103



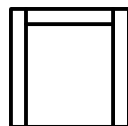
Chauffeuse 70
L 70 x P 104 x H 81/103



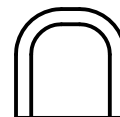
Mérienne 50
L 50 x P 104 x H 44



Angle 90 ouvert
L 114 x P 114 x H 81/103



Petit Fauteuil
L 78 x P 78 x H 89

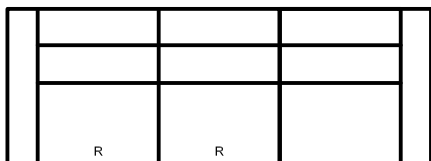


Cabriolet rond
L 72 x P 72 x H 70

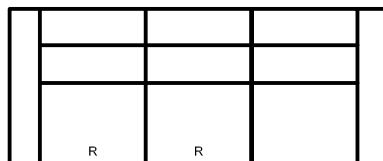
Exemples de configurations



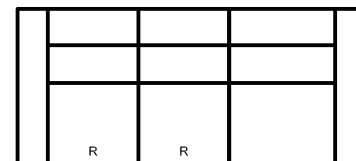
Choix
Couleur
Pied



Batard 3 Places G
+ Chaiselongue 100 D
L 280 x P 175 x H 81/103



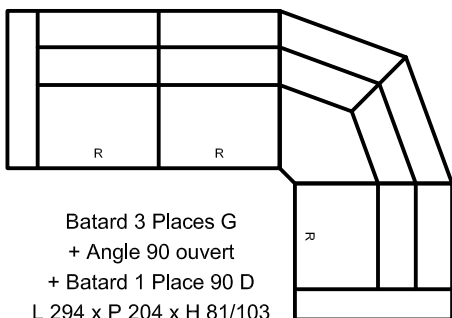
Batard 2.5 Places G
+ Chaiselongue 90 D
L 250 x P 175 x H 81/103



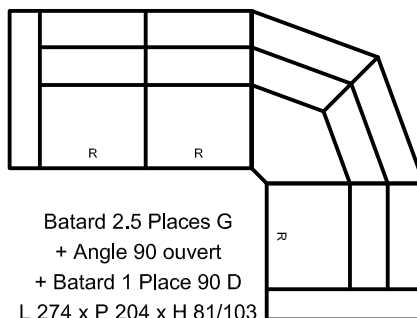
Batard 2 Places G
+ Chaiselongue 90 D
L 230 x P 175 x H 81/103



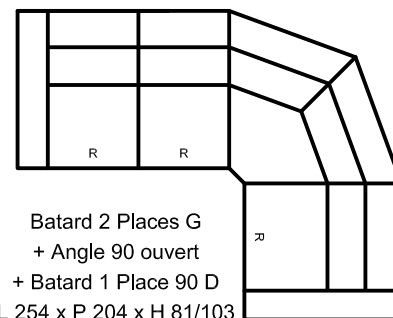
Option
Relax
Elec



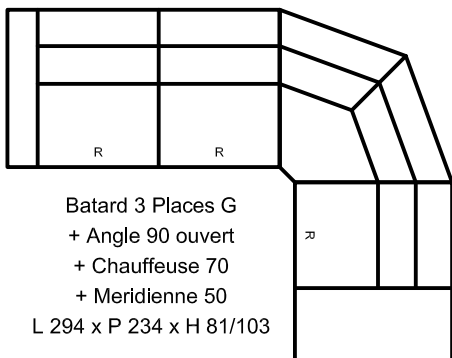
Batard 3 Places G
+ Angle 90 ouvert
+ Batard 1 Place 90 D
L 294 x P 204 x H 81/103



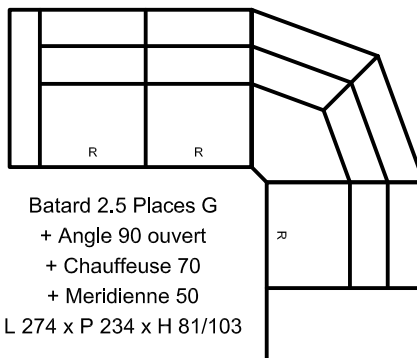
Batard 2.5 Places G
+ Angle 90 ouvert
+ Batard 1 Place 90 D
L 274 x P 204 x H 81/103



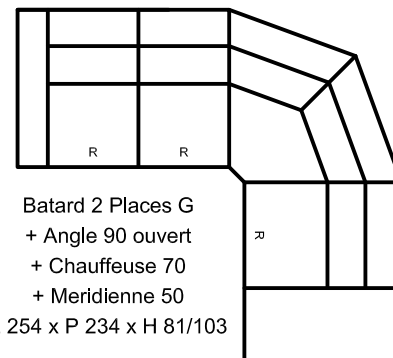
Batard 2 Places G
+ Angle 90 ouvert
+ Batard 1 Place 90 D
L 254 x P 204 x H 81/103



Batard 3 Places G
+ Angle 90 ouvert
+ Chauffeuse 70
+ Mérienne 50
L 294 x P 234 x H 81/103



Batard 2.5 Places G
+ Angle 90 ouvert
+ Chauffeuse 70
+ Mérienne 50
L 274 x P 234 x H 81/103



Batard 2 Places G
+ Angle 90 ouvert
+ Chauffeuse 70
+ Mérienne 50
L 254 x P 234 x H 81/103