

FICHE TECHNIQUE



Tête Recliner (sauf Petit Fauteuil)
Option : Tête électrique

Carcasse Bois, multiplis, aggloméré

Suspensions

Assise Nosag en fer
Petit Fauteuil: Sangles élastiques double force entrecroisées
Dossier Sangles élastiques double force entrecroisées

Rembourrage

Assise Mousse Polyurethane Indéformable **ALVEOTEX 30 kg/m3**
bi-élasticité - recouvert par Dacron 500 gr/m2
Option : Densité d'assise de 35kg/m3
Dossier Mousse Polyurethane 18 kg/m3 SS recouvert
recouvert par Dacron 500 gr/m2
Accoudoir Mousse Polyurethane Porteur 30 kg/m3
recouvert par Dacron 500 gr/m2

Pieds Plastique - Coloris Noir

INFORMATIONS SUR LE MODELE

Salons fabriqués à la main, les dimensions indiquées peuvent varier de 2 à 3 cm.
Dans le cas d'un réassort, merci de nous communiquer l'information lors de la commande.
Tous les coloris des Cuirs et des Tissus peuvent varier et les réassorts ne peuvent pas toujours être assurés.

OPTIONS

- Relaxation Electrique - Mécanique Suite Motion
- Têtes Electriques
- Batterie
- Mousses Assises Densité 35 kg/m3

DIMENSIONS

	Largeur	Profondeur	Hauteur
Canapé 3 Places	200	104	88 / 105
Canapé 2,5 Places	180	104	88 / 105
Canapé 2 Places	158	104	88 / 105
Fauteuil	98	104	88 / 105
Petit Fauteuil	85	83	95

Batard 3 Places + Chaiselongue 100	280	169	88 / 105
Batard 2,5 Places + Chaiselongue 90	250	169	88 / 105
Batard 2 Places + Chaiselongue 79	218	169	88 / 105

Batard 3 Places + Angle 90 ouvert + Batard 1 Place 100	298	218	88 / 105
Batard 2,5 Places + Angle 90 ouvert + Batard 1 Place 79	278	197	88 / 105
Batard 2 Places + Angle 90 ouvert + Batard 1 Place 79	257	197	88 / 105

Batard 3 Places + Angle 90 carré + Batard 1 Place 100	288	208	88 / 105
Batard 2,5 Places + Angle 90 carré + Batard 1 Place 79	268	187	88 / 105
Batard 2 Places + Angle 90 carré + Batard 1 Place 79	247	187	88 / 105

Batard 3 Places (assises 80cm)	180	104	88 / 105
Batard 2,5 Places (assises 70cm)	160	104	88 / 105
Batard 2 Places (assises 60cm)	139	104	88 / 105
Batard 1 Place 100 (assise 80cm)	100	104	88 / 105
Batard 1 Place 79 (assise 60cm)	79	104	88 / 105
Chausseuse 80	80	104	88 / 105
Chausseuse 60	60	104	88 / 105
Chaiselongue 100 (assise 80cm)	100	169	88 / 105
Chaiselongue 90 (assise 70cm)	90	169	88 / 105
Chaiselongue 79 (assise 60cm)	79	169	88 / 105
Angle 90 ouvert	118	118	88 / 105
Angle 90 carré	108	108	88 / 105

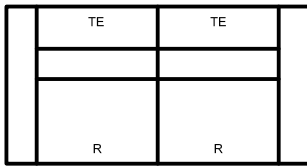
Canapés, Fauteuil et Modules :
Hauteur d'assise : 47 cm
Profondeur d'assise : 56 cm
Hauteur accoudoir: 65 cm

Petit Fauteuil :
Hauteur d'assise : 46 cm
Profondeur d'assise : 51 cm
Hauteur accoudoir: 65 cm

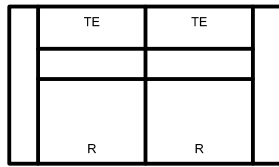


BONNIE

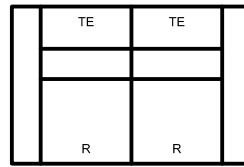
BONNIE



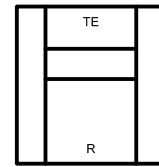
3 Places
L 200 x P 104 x H 88/105



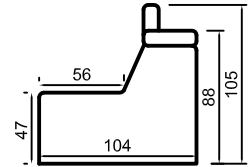
2.5 Places
L 180 x P 104 x H 88/105



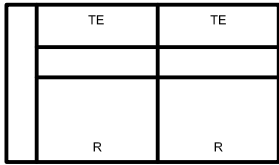
2 Places
L 158 x P 104 x H 88/105



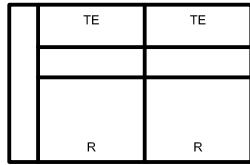
Fauteuil
L 98 x P 104 x H 88/105



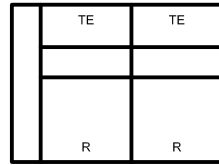
Haut. assise : 47 cm
Prof. assise : 56 cm
Haut. accoudeur : 65 cm



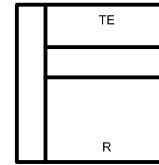
Batard 3 Places (G/D)
L 180 x P 104 x H 88/105
(assises 80cm)



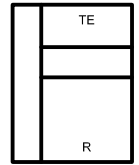
Batard 2.5 Places (G/D)
L 160 x P 104 x H 88/105
(assises 70cm)



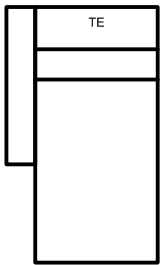
Batard 2 Places (G/D)
L 139 x P 104 x H 88/105
(assises 60cm)



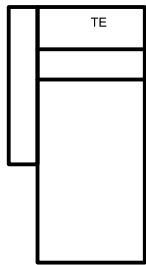
Batard 1 Place 100 (G/D)
L 100 x P 104 x H 88/105
(assise 80cm)



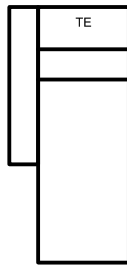
Batard 1 Place 79 (G/D)
L 79 x P 104 x H 88/105
(assise 60cm)



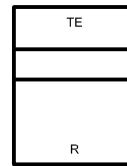
Chaiselongue 100 (G/D)
L 100 x P 169 x H 88/105
(assises 80cm)




Chaiselongue 90 (G/D)
L 90 x P 169 x H 88/105
(assises 70cm)



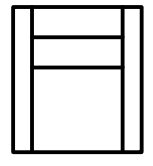
Chaiselongue 79 (G/D)
L 79 x P 169 x H 88/105
(assises 60cm)



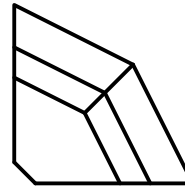
Chauffeuse 80
L 80 x P 104 x H 88/105



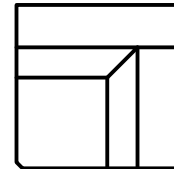
Chauffeuse 60
L 60 x P 104 x H 88/105



Petit Fauteuil *
L 85 x P 83 x H 95



Angle 90 ouvert
L 18 x P 118 x H 88/105



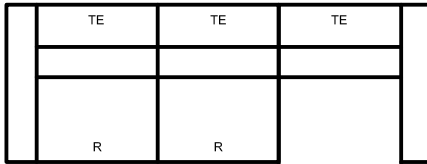
Angle 90 carré
L 108 x P 108 x H 88/105



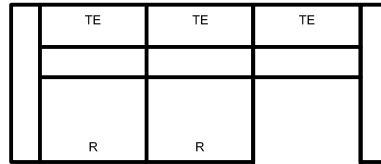
Exemples de configurations

R

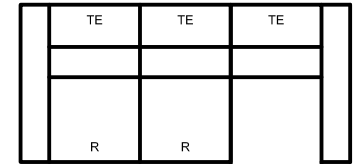
Option
Relax
Elec



Batard 3 Places G
+ Chaiselongue 100 D
L 280 x P 169 x H 88/105



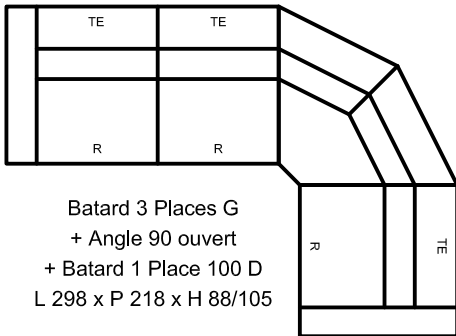
Batard 2.5 Places G
+ Chaiselongue 90 D
L 250 x P 169 x H 88/105



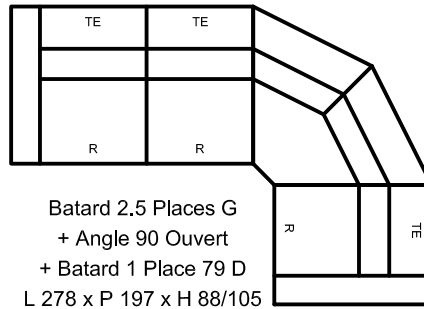
Batard 2 Places G
+ Chaiselongue 79 D
L 218 x P 169 x H 88/105

TE

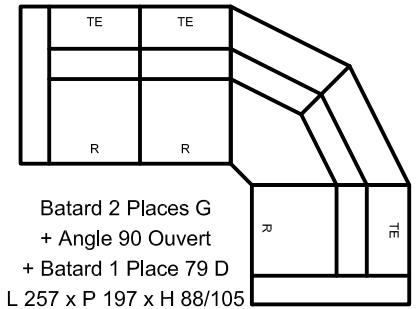
Option
Tétière
Elec



Batard 3 Places G
+ Angle 90 ouvert
+ Batard 1 Place 100 D
L 298 x P 218 x H 88/105



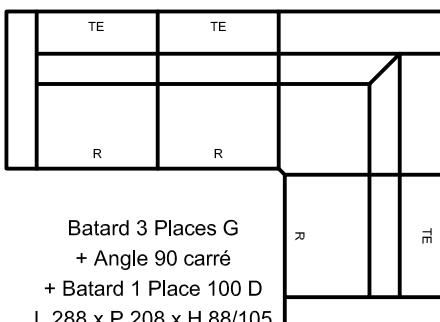
Batard 2.5 Places G
+ Angle 90 Ouvert
+ Batard 1 Place 79 D
L 278 x P 197 x H 88/105



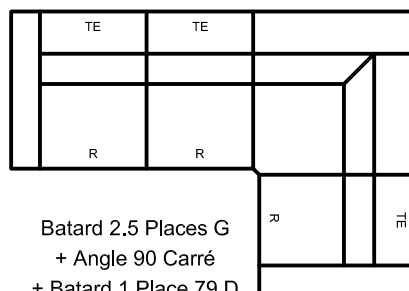
Batard 2 Places G
+ Angle 90 Ouvert
+ Batard 1 Place 79 D
L 257 x P 197 x H 88/105

C

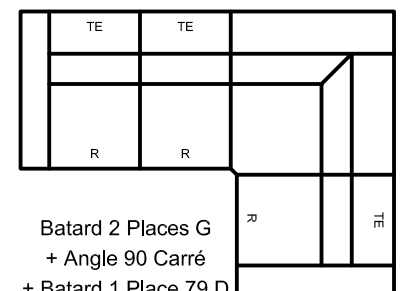
Option
Confort
Assise



Batard 3 Places G
+ Angle 90 carré
+ Batard 1 Place 100 D
L 288 x P 208 x H 88/105



Batard 2.5 Places G
+ Angle 90 Carré
+ Batard 1 Place 79 D
L 268 x P 187 x H 88/105



Batard 2 Places G
+ Angle 90 Carré
+ Batard 1 Place 79 D
L 247 x P 187 x H 88/105

* Haut. assise 47 cm / Prof. assise 51 cm