

FICHE TECHNIQUE

Tête Recliner (Sauf Petit Fauteuil)

Carcasse Bois, multiplis, aggloméré

Suspensions

Assise Nosag en fer
Petit fauteuil : Sangles élastiques double force entrecroisées
Dossier Sangles élastiques double force entrecroisées

Rembourrage

Assise Mousse Polyurethane Indéformable **ALVEOTEX 35 kg/m3**
recouvert par Dacron 500 gr/m2
Dossier Mousse Polyurethane 18 kg/m3 SS recouvert par Dacron 500 gr/m2
Accoudoir Mousse Polyurethane Porteur 25 kg/m3 recouvert par Dacron 500 gr/m2

Pieds Métal - Coloris "Acier Brossé" ou "Anthracite 7016" ou "Noir 9005"
Option : "Rouge 3020", "Blanc 9010", "Jaune 1016"



DIMENSIONS

	Largeur	Profondeur	Hauteur
Canapé 3 Places	203	101	80/100
Canapé 2,5 Places	183	101	80/100
Canapé 2 Places	163	101	80/100
Fauteuil	98	101	80/100
Petit Fauteuil	81	82	89

Pouf Carré 97x97	97	97	45
Pouf Rectangulaire 50x97	97	50	45

Batard 3 Places + Chaiselongue 102 (assises 80cm)	284	175	80/100
Batard 2,5 Places + Chaiselongue 92 (assises 70cm)	254	175	80/100
Batard 2 Places + Chaiselongue 92	234	175	80/100

Batard 3 Places + Angle 90 ouvert + Bat 1 Place 92	296	206	80/100
Batard 2,5 Places + Angle 90 ouvert + Bat 1 Place 92 (assises 70)	276	206	80/100

Batard 3 Places + Angle 90 ouvert + Chauffeuse 71 + Méridienne	296	235	80/100
Batard 2,5 Places + Angle 90 ouvert + Chauffeuse 71 + Méridien	276	235	80/100

Batard 3 Places (assises 80cm)	182	101	80/100
Batard 2,5 Places (assises 70cm)	162	101	80/100
Batard 2 Places (assises 60cm)	142	101	80/100
Batard 1 Place 92 (assise 70cm)	92	101	80/100
Chauffeuse 2 Places	142	101	80/100
Chauffeuse 71	71	101	80/100
Méridienne (Element sans dossier)	50	101	45
Chaiselongue 102 (assise 80cm)	102	175	80/100
Chaiselongue 92 (assise 70cm)	92	175	80/100
Angle 90 ouvert	114	114	80/100

Hauteur d'assise : 45 cm

Profondeur d'assise : 56 cm

INFORMATIONS SUR LE MODELE

Salons fabriqués à la main, les dimensions indiquées peuvent varier de 2 à 3 cm.
Dans le cas d'un réassort, merci de nous communiquer l'information lors de la commande.
Tous les coloris des Cuirs et des Tissus peuvent varier et les réassorts ne peuvent pas toujours être assurés.

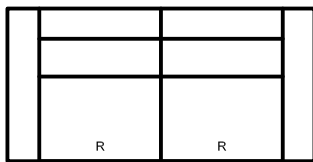
OPTIONS

- Relaxation Electrique Mécanique Suite Motion
- Panneau contrôle relaxation avec port USB
- Panneau contrôle relaxation "Touch Slide" avec port USB
- Batterie
- Coloris Pieds bas (Rouge / Blanc / Jaune)

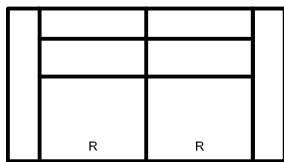


SHIRLEY

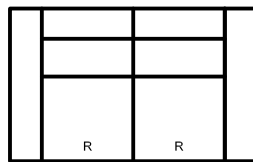
Pieds Hauts / Pieds Bas



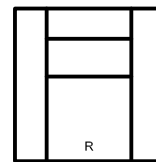
3 Places
L 203 x P 101 x H 80/100



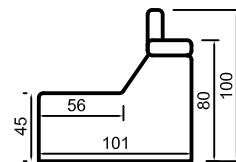
2.5 Places
L 183 x P 101 x H 80/100



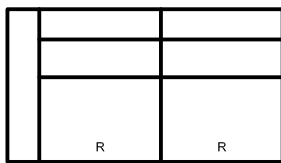
2 Places
L 163 x P 101 x H 80/100



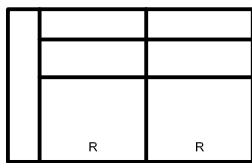
Fauteuil
L 98 x P 101 x H 80/100



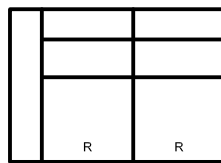
Haut. assise : 45 cm
Prof. assise : 56 cm



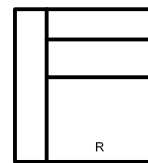
Batard 3 Places (G/D)
L 182 x P 101 x H 80/100
(assises 80cm)



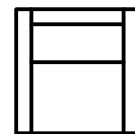
Batard 2.5 Places (G/D)
L 162 x P 101 x H 80/100
(assises 70cm)



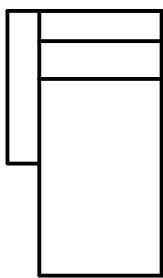
Batard 2 Places (G/D)
L 142 x P 101 x H 80/100
(assises 60cm)



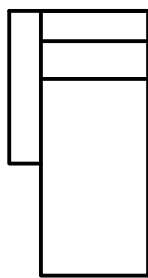
Batard 1 Place 92 (G/D)
L 92 x P 101 x H 80/100
(assise 70cm)



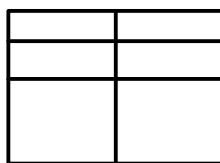
Petit Fauteuil
L 81 x P 82 x H 89



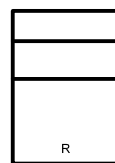
Chaiselongue 102 (G/D)
L 102 x P 175 x H 80/100
(assise 80cm)



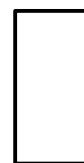
Chaiselongue 92 (G/D)
L 92 x P 175 x H 80/100
(assise 70cm)



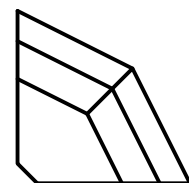
Chauffeuse 2 Places
L 142 x P 101 x H 80/100



Chauffeuse 1 Place
L 71 x P 101 x H 80/100



Méridienne 50
L 50 x P 101 x H 45



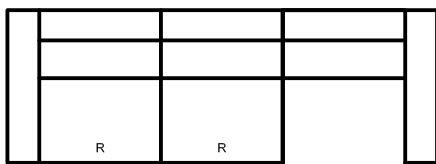
Angle 90 ouvert
L 114 x P 114 x H 80/100



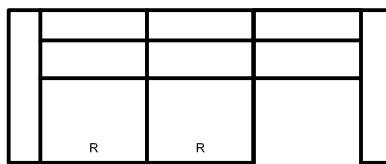
Exemples de configurations



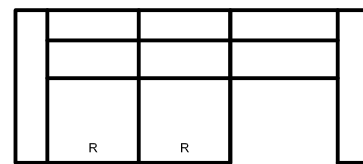
Choix
Couleur
Pied



Batard 3 Places G
+ Chaiselongue 102 D
L 284 x P 175 x H 80/100



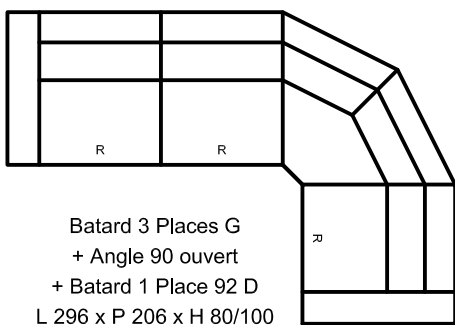
Batard 2.5 Places G
+ Chaiselongue 92 D
L 254 x P 175 x H 80/100



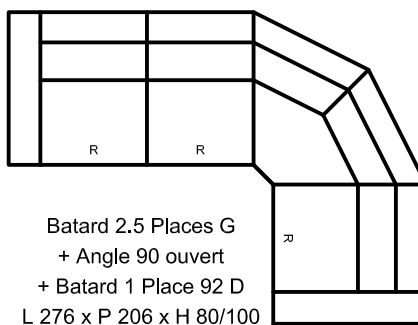
Batard 2 Places G
+ Chaiselongue 92 D
L 234 x P 175 x H 80/100



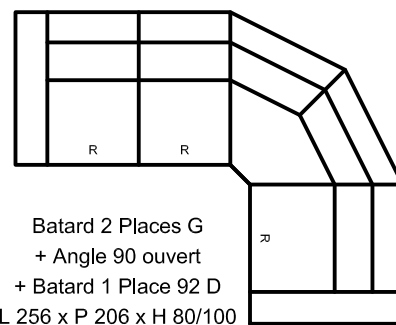
Option
Relax
Elec



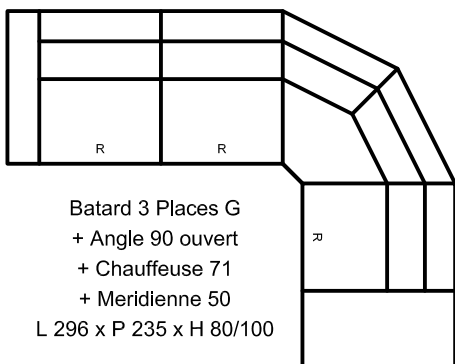
Batard 3 Places G
+ Angle 90 ouvert
+ Batard 1 Place 92 D
L 296 x P 206 x H 80/100



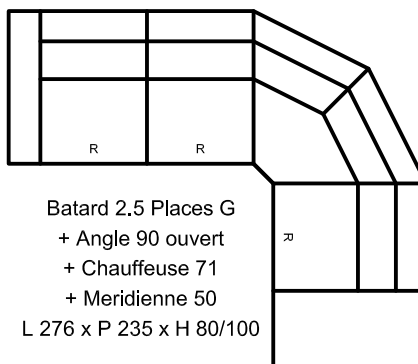
Batard 2.5 Places G
+ Angle 90 ouvert
+ Batard 1 Place 92 D
L 276 x P 206 x H 80/100



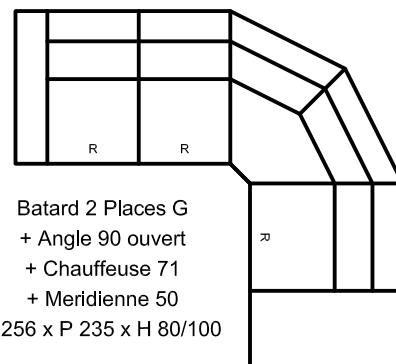
Batard 2 Places G
+ Angle 90 ouvert
+ Batard 1 Place 92 D
L 256 x P 206 x H 80/100



Batard 3 Places G
+ Angle 90 ouvert
+ Chauffeuse 71
+ Meridienne 50
L 296 x P 235 x H 80/100



Batard 2.5 Places G
+ Angle 90 ouvert
+ Chauffeuse 71
+ Meridienne 50
L 276 x P 235 x H 80/100



Batard 2 Places G
+ Angle 90 ouvert
+ Chauffeuse 71
+ Meridienne 50
L 256 x P 235 x H 80/100